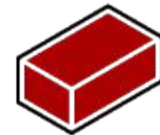


Intro To Javascript



Intro to Web Development



Redbrick

Preamble

- I don't like JavaScript
- But with JS your feelings don't matter.
- Browsers don't work well with any other language so you have to write code that either:
 - Uses JavaScript as a compile target
 - Is JavaScript
- Js Suffers from there's an App for that Syndrome.
 - **208,067** total packages on www.npmjs.com
- So If you're planning on writing Plain old JS have fun getting Help from StackOverflow.
- The following examples have been stolen shamelessly from
 - Gary Bernhardt Wat (CodeMash 2012)



On the Brightside



It's not PHP.



Redbrick

JavaScript != Java

JavaScript and Java are not even remotely related languages.

While they share some structural similarities this has more to do Java and Javascript's syntax being inspired by C code.

- JavaScript is an **interpreted** Language Whereas Java is **compiled**.
- Java uses **block-based scoping**, JavaScript uses **function-based scoping**
- **JS Functions are variadic** (You can throw too many or too few variables at a function and it wont cry) Java gives you a big nice compiler error.

Java and **Javascript** are similar like **Car** and **Carpet** are similar.

<http://stackoverflow.com/questions/245062/whats-the-difference-between-javascript-and-java>



Redbrick

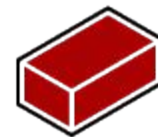
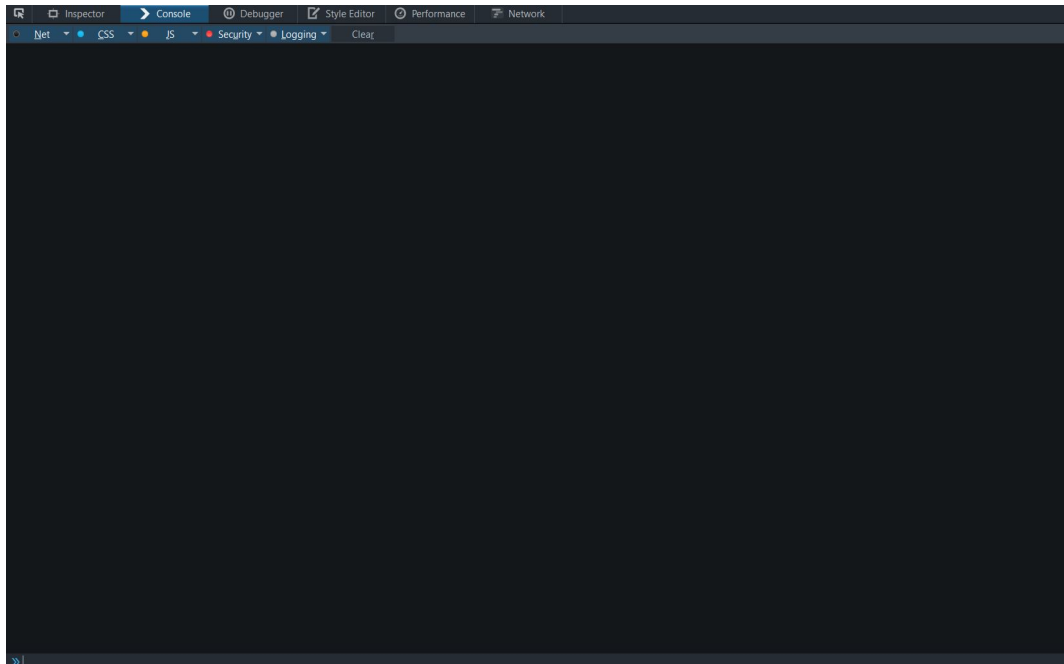
The Browser Console

Your browser comes with a developer console.

To Open it press CTRL+Shift+K

In here you can run JS code.

Because Space has a salt crystal for a heart. He's only added info to open a console in Mozilla Firefox



Redbrick

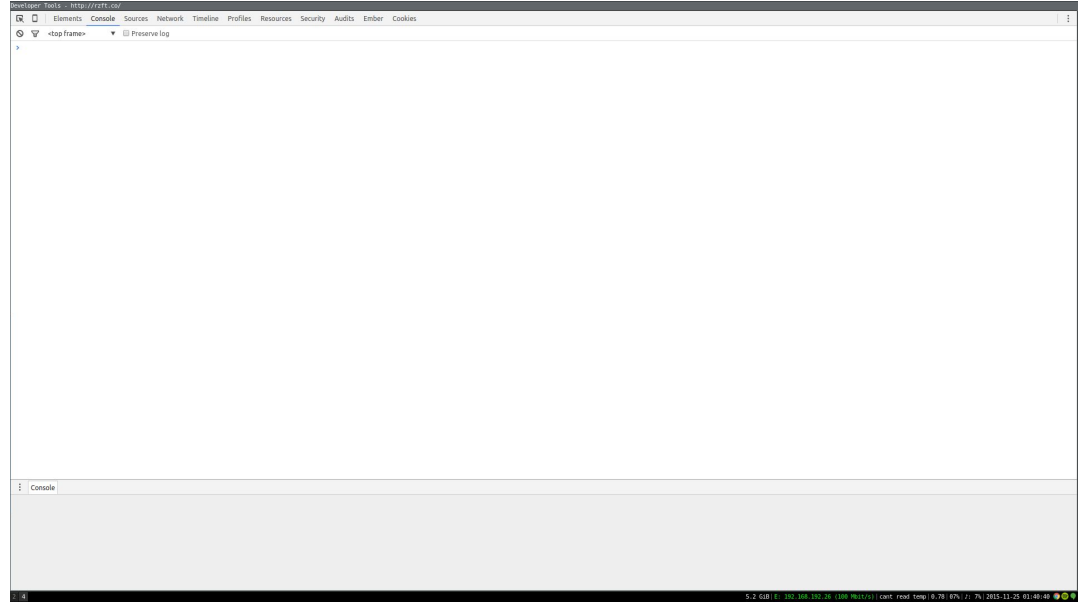
The (Chrome) Browser Console

... But voy had mercy on your poor soul

To Open it press F12

In here you can run JS code just as in Firefox (but better)

(It's the same)



Redbrick

Hello World

To run a hello world type into the console

```
console.log("Hello World");
```

Javascript uses semicolons to end statements. Much like Java or C.



Redbrick

Success! (hopefully)

```
>> console.log("Hello World");  
← undefined  
Hello World
```



Redbrick

Variables

JS is a Dynamically Typed Language (Like Python)

- This means the type assigned to a Variable is able to change.
- However this is not recommended for performance reasons

JS Supports the Following types

- Integers
- Booleans
- Strings
- Arrays
- Objects*

*Everything is an object in JS



Redbrick

Declaring some Variables

```
var length = 16; // Number
```

```
var lastName = "Johnson"; // String
```

```
var cars = ["Saab", "Volvo", "BMW"]; // Array
```

```
var x = {firstName:"John", lastName:"Doe"}; // Object
```



Redbrick

JavaScript Functions

Because JS is loose about its type. **Functions can return any value**, For languages like java you would have to supply the type of the return

```
function myFunction(a, b) {  
    return a * b;  
}
```

Functions in JS can be recursive

```
function factorial (number) {  
    if (number <= 0) { // terminal case  
        return 1;  
    } else { // block to execute  
        return (number * factorial(number - 1));  
    }  
}
```



Redbrick

JavaScript Objects

For the first year's Objects sound scary. Don't worry though they are super simple to understand

```
{  
  talk      : "Intro to Javascript",  
  speaker   : "Sean Healy"  
}
```

Objects are organized into keys. In this object we have two keys, talk and speaker. Keys can contain any type of variable including other objects.



Redbrick

Try it in your console.

```
var rb= {title:"Intro to Javascript", speaker:"Sean Healy"};
```

to get the data out of an object you simply call like this

objectName.keyValue

Try to combine it with your previous knowledge and get the console to print out this talks title :)



Redbrick

JSON - JavaScript Object Notation

Some smart people realized that JavaScript object-like structure would be a great way to transfer files across the internet

Advantages:

- Lighter than XML
- Easier to read
- Most web based clients are JS based so reading a JS object is easy for them.



Redbrick

So what does json look like?

Exactly like a JavaScript Object

```
{
  name: "Sean Healy",
  about: "Sometime in the near future Mayo will win Sam. If you care about me please File a missing persons report when this happens :)
  somewhere between Dublin and Mayo",
  dob: "19/04/1994",
  sex: "Male",
  qualifications: [
    {
      title: "Webmaster",
      group: "Redbrick",
      start: "April 2015",
      end: "present"
    },
    {
      title: "Events Officer",
      group: "Redbrick",
      start: "April 2014",
      end: "April 2015"
    },
    {
      title: "Events Officer",
      group: "Redbrick",
      start: "April 2014",
      end: "April 2015"
    }
  ]
}
```

I'm using a pretty cool browser addon to make Json reader pretty

<https://addons.mozilla.org/en-us/firefox/addon/jsonview/>

#FireFoxMasterRace #ChromeSux



Redbrick

Flow Control

If **For** and **while** exist in Javascript and they work similarly to **Python**. But they are **syntactically similar to C** based languages in their structure

```
if (booleanValue){  
    // Do something  
} else {  
    //Do Something else  
}
```


```
while (booleanValue){  
    //Do Something  
}
```

In JS the braces are used to Show what is contained inside a block. **Python uses indentation** to do same thing. Standard JS Style still means you should still indent though



Redbrick

Async



It's ok to start Drinking now.



Redbrick

Async

The Expected output in this case is “**Hello**” wait a boat load of time. “**World**”

In any user interface based code **this is unacceptable**. As the Client does the Long Command the client is **essentially unresponsive**, Nothing else can be done until this long command is finished.

- Async allows us to **run multiple things in parallel**.
 - This makes us far **more flexible**. As long running commands and functions can run in their own time without the user realizing.

Async example

```
window.setTimeout(function() {  
  console.log("World");  
}, 100000);  
console.log("Hello");
```

In a sync world this function would return “World Hello”

To write Async code we use what are called **Callback functions**. This is basically a function that does nothing until it has what it needs to succeed.

The code in this case realizes that it cannot fulfill the `setTimeout()` call right now, so it skips it until that code is able to be used (after the timeout has passed.)



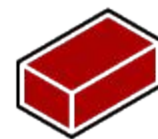
Redbrick

This is an appropriate Reaction right now

The screenshot shows the Urban Dictionary website interface. At the top, the 'URBAN DICTIONARY' logo is on the left, and navigation links for 'Browse', 'Vote', 'Favorites', and 'Store' are in the center. On the right, there is a 'Cart' icon and a profile icon. Below the navigation is a search bar with the placeholder text 'Type any word here...'. To the right of the search bar are three blue circular icons: a plus sign, a refresh symbol, and a user profile icon.

The main content area features a definition for 'Mind Fucked'. It is marked as a 'TOP DEFINITION'. The definition text is: 'The state of being disoriented or being messed with mentally.' Below this, there are two example sentences: 'Bill just found out he's adopted.' and 'Dam he must be mind fucked.' The definition is attributed to 'Htown_pollo' and dated 'February 12, 2010'. There are 108 thumbs up and 22 thumbs down. To the right of the definition are social media sharing icons for Twitter, Facebook, and a heart icon. Below the definition are three circular icons: a camera, a microphone, and a video camera.

On the right side of the page, there is a section titled 'TEN WORDS TRENDING NOW' with a list of words: paratrooping, truffle butter, fuck boy, rimjob, cleveland steamer, blumpkin, futanari, donkey punch, lumbersexual, and rusty trombone.



Redbrick

Dangers of Async

- Callback Hell

```
1 function hell (win) {
2   // for listener purpose
3   return function () {
4     loadLink(win, REMOTE_SRC+'/assets/css/style.css', function () {
5       loadScript(win, REMOTE_SRC+'/lib/async.js', function () {
6         loadScript(win, REMOTE_SRC+'/lib/easyXDM.js', function () {
7           loadScript(win, REMOTE_SRC+'/lib/json2.js', function () {
8             loadScript(win, REMOTE_SRC+'/lib/underscore.min.js', function () {
9               loadScript(win, REMOTE_SRC+'/lib/backbone.min.js', function () {
10                loadScript(win, REMOTE_SRC+'/dev/base_dev.js', function () {
11                  loadScript(win, REMOTE_SRC+'/assets/js/deps.js', function () {
12                    loadScript(win, REMOTE_SRC+'/src/'+win.loader_path+'/loader.js', function () {
13                      async.eachSeries(SCRIPTS, function (src, callback) {
14                        loadScript(win, BASE_URL+src, callback);
15                      });
16                    });
17                  });
18                });
19              });
20            });
21          });
22        });
23      });
24    });
25  };
26 }
```

- Good luck with closing them...



Redbrick

Dangers

Some async functions return values occasionally as they progress through their task. (Think stuff like a stream buffer).

If you dont expect the occasional returns you can end up getting junk output that doesnt make any sense in your head.

Dangers: Example

```
var data = {}
```

```
data = waitForServerToRespond()
```

```
console.log(data)
```

WHAT WILL HAPPEN?

Dangers: Example

ANSWER: {}

Better solution would be

```
var data = {}  
waitForServerToRespond(function(newData){  
    data = newData;  
    console.log(data)  
});
```

```
function waitForServerToRespond(callback){  
    // do stuff  
    callback(returnData)  
}
```

XMLHttpRequest

The Main reason you will use async is for **XMLHttpRequests**.

That names a bit of a mouthful so let's call them **AJAX requests**.

AJAX = **Asynchronous JavaScript and XML**

This is a bit of a lie because we won't be using XML as our interchange format. Mainly because JSON is a significantly better than XML (Just take my word for this, or ask ANYBODY in the industry... apart from IBM*)

*Look up JSONx - rzft.co/JcCv6



Redbrick

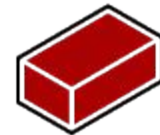
Request Types

GET - I want this Data you have at \$URL.

POST - I have Data I want to give to \$URL.

PUT - Remember that Data I had given you? Well I want to change it.


DELETE - I want to remove this Data at \$URL



Redbrick

Sample Get Request

```
function getRequest() {  
    var xhttp = new XMLHttpRequest();  
    xhttp.onreadystatechange = function() { // async callback  
        if (xhttp.readyState == 4 && xhttp.status == 200) {  
            console.log(xhttp.responseText);  
        }  
    };  
    xhttp.open("GET", "http://www.redbrick.dcu.ie/~space/test.php", true);  
    xhttp.send();  
}  
// We will only be covering GET requests in this tutorial. We don't need the others.
```



Redbrick

How does that work?

```
xhttp.open("GET", "http://www.redbrick.dcu.ie/~space/test.php", true);
```

Is a long running process. This will take somewhere in the **region of 10-400ms** to complete **in optimal circumstances**. Not a lot of time for people but **tonnes of time to a computer**.

```
xhttp.onreadystatechange = function() { } // async callback
```

This listens for our open command to terminate. Once open has terminated our callback function is invoked. And its contents are called.



Redbrick

How does that work? (Cont)

```
if (xhttp.readyState == 4 && xhttp.status == 200) {}
```

`xhttp.readyState` has multiple states.

- 0: request not initialized
- 1: server connection established
- 2: request received
- 3: processing request
- 4: request finished and response is ready

We wait for 4 because that is when we are done.

`xhttp.status`

Http Requests come with a response Code. **200** indicates a **successful request** the one's you are probably familiar with is either **404 (Data not Found)** or **500 (Internal Server Error)**



Redbrick

The DOM

DOM? Whose DOM?

Dom or Document Object Model is hard to define.

The short answer is the data that you end up seeing in the browser is the DOM

Javascript is really good at modifying the DOM.

It's not,

- Your HTML file(though they are similar)



Redbrick

DOM manipulation

90% of every JS app you write will be some sort of app that

- Receives and Sends Data from a server.
- Modifies the DOM based on the response.

Js gives us access to the document object so we can work with it.



Redbrick

document Functions

Finding HTML Elements

- `document.getElementById(id)`
- `document.getElementsByClassName(name)`
- `document.getElementsByTagName(name)`
- `document.querySelectorAll(CSSselector);`

Modifying HTML Elements

- `document.createElement(element)`
- `document.removeChild(element)`
- `element.innerHTML = new html content`
- `element.setAttribute(attribute, value)`



Redbrick

Getting stuff

1. `var myElement = document.getElementById("title");`
 - a. get the data contained inside the tag with the id of title.
2. `var x = document.getElementsByTagName("p");`
 - a. Returns an array with the data contained in all the p tags in a html file.
3. `var x = document.getElementsByClassName("table_row");`
 - a. See 2.A(Except it works with classes instead of tags)



Changing stuff in element.

1. `document.getElementById("ID").innerHTML = "This has been changed.";`
 - a. Changes the contents of the html element with an ID of ID to “This has been changed.”
2. `document.getElementById("image").src = "landscape.jpg";`
 - a. In this case imagine an image, We are changing the src attribute to another image.



Redbrick

Do you want to Build a Js CV?

You can have a look at a JSON file I've provided on

www.redbrick.dcu.ie/~space/test.php

I've written a shitty HTML file for you to get started

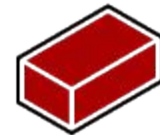
<http://www.redbrick.dcu.ie/~space/HTMLSample.txt>

JS has a security feature called **CORS** so if you want to write your own json file and have javascript read it you can use this, I hate it you will too :)

<http://www.redbrick.dcu.ie/~space/JsonScript.txt>

If you are having problems with your own json file lint it

<http://jsonlint.com/>



Redbrick

If you want to be fancy.

Create some extra HTML elements in JS.

JavaScript not your thing?

LEAVE.

or stay...

Your Alternatives:

- Dart (dartlang.org) - We will be using it for new RB website
- CoffeeScript (coffeescript.org)
- TypeScript (typescriptlang.org)

All of the above compile to JS so it can be ran in any browser