


HowTo@Redbrick

Modern Web Design

redbrick.dcu.ie/~edu/modernweb



Redbrick

DCU's Networking Society

Covered Today


HTML Revision

HTML5 and CSS3 additions

Current Trends

Designing The site

Uploading to Webpace




Redbrick
DCU's Networking Society

HTML Revision

- `<tag attribute="value"> </tag>`
- When you open it - close it!

```
<!DOCTYPE html>
<html>
  <head>
    </head>
  <body>
    </body>
</html>
```




Everyday Tags

`<!DOCTYPE html>` - defines the document as an HTML Document

`<html>` - Beginning of the HTML document

`<head>` - Stores the information about the site

`<body>` - Contains the site data



<head>

<title> - The title of the website

<link> - Links to external style sheet


<style> - Defines styles inside the HTML document

<script> - Adds JavaScript to the page

`<script src="script.js"></script>` - External JS

`<script> alert("VOY"); </script>` - Internal JS

- Scripts can also be placed in the <body>




<body>

<div> - Divides page into sections

 - Provides a way to edit inline text in the document

 - Anchor tag. Used for links to other pages

 - New line tag, doesn't need closing



Redbrick
DCU's Networking Society

HTML5 Additions

<nav> - Defines a navigation menu


<article> - Defines an article

<video> - Native web player, no need for the old Flash

<audio> - Adds a music player to the site

<canvas> - Integrates WebGL

<http://play.razoft.com/BallRunner>



Redbrick
DCU's Networking Society


CSS3 Additions

Selectors:

`a[href^=rb]` - Select all anchor tags starting with **rb**

`a[href$=.html]` - Select all anchor tags ending with **.html**

`a[href*=voy]` - Select all anchor tags with substring of **voy**



Redbrick
DCU's Networking Society

CSS3 Additions

Box Shadow:

Adds a shadow behind the element


`box-shadow: Hpx Vpx Bpx Spx #999`

H: Position of the horizontal shadow

V: Position of the vertical shadow

B: Blur distance of the shadow

S: Size of the shadow




Redbrick
DCU's Networking Society

CSS3 Additions

Box Shadow:



Box Shadow



Redbrick
DCU's Networking Society


CSS3 Additions

Transitions:

Allows to animate your website without using JavaScript

```
.box {  
    ...  
    background-color: red;  
    transition: background-color 2s;  
}  
  
.box:hover {  
    ...  
    background-color: blue;  
}
```

Example of CSS Transition. Use *all* to transform all styles



Redbrick
DCU's Networking Society

CSS3 Additions

Warning:

Not a set standard, different browsers use different syntax. Add:


-webkit-transform:

-moz-transform:


-o-transform:

transform:

to cover them all



Redbrick
DCU's Networking Society



Redbrick
DCU's Networking Society

Current Trends

Flat Design

Minimalistic

Colourful and Contrasting


BIG PICTURES

Nice Typography

Responsive Design

Interactive

Personalised



Redbrick
DCU's Networking Society

Flat Design



WE'RE HIRING!

PRICING

FEATURES

COMMUNITY

HELP

LOG IN

SIGN UP

Simple cloud hosting, built for developers.

Deploy an SSD cloud server in 55 seconds. [Learn More.](#)

CREATE ACCOUNT

Over **180,000 developers** deploy to our cloud.



Crafted With Love




SSD-Only Cloud



Simple API

Redbrick
DCU's Networking Society

Minimalistic



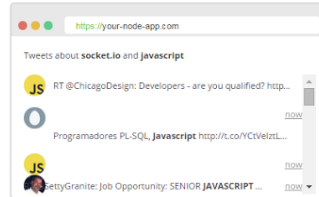
Home Demos Get started Docs Blog

Download v1.2.0

SOCKET.IO 1.0 IS HERE

FEATURING THE FASTEST AND MOST RELIABLE REAL-TIME ENGINE

```
~/Projects/tweets/index.js
1. var io = require('socket.io')(80);
2. var cfg = require('./config.json');
3. var tv = require('node-tweet-stream')(cfg);
4. tv.track('socket.io');
5. tv.track('javascripts');
6. tv.on('tweet', function(tweet) {
7.   io.emit('tweet', tweet);
8. });
```



Colourful and Contrasting

 Windows

[Meet Windows](#) [Apps+games](#) [PCs+tablets](#) [Downloads](#) [How-to](#)

[Sign in](#)

[Get started](#)



Windows 8.1 has the
apps

Get all the stuff you love in one place.


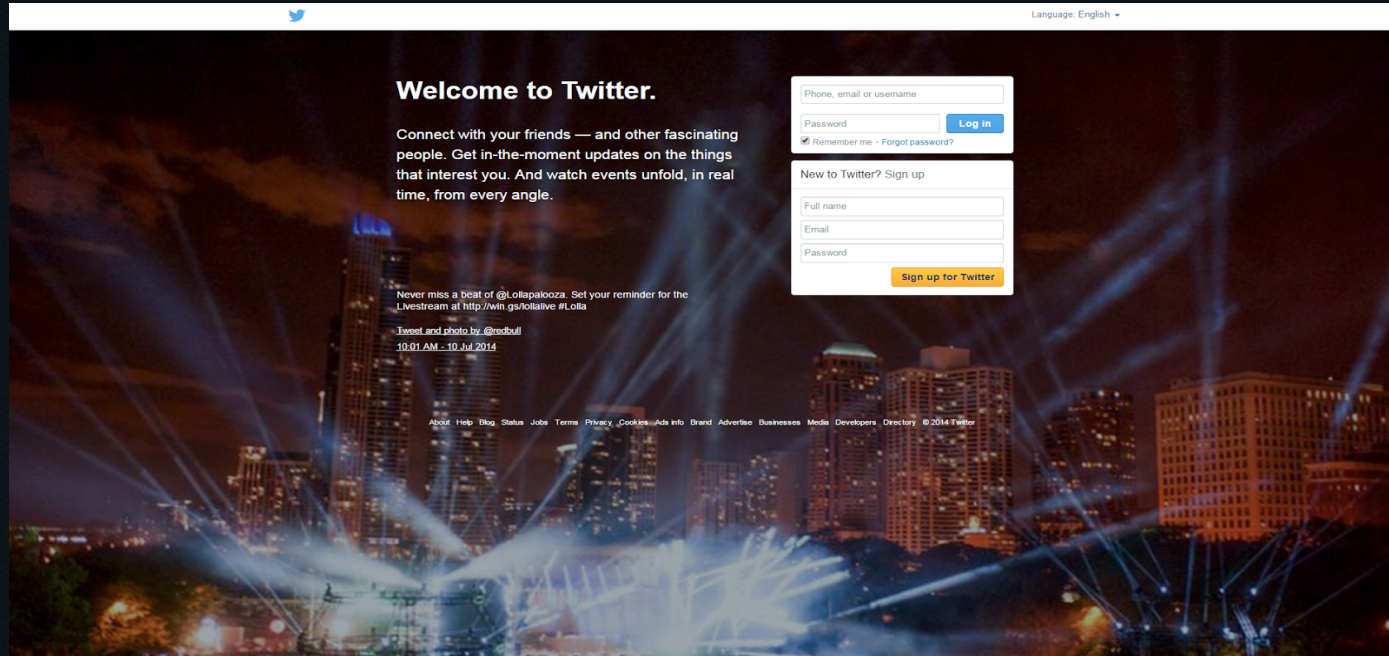
[Discover great apps](#)



Windows 8.1 is here

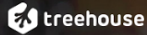
Redbrick
DCU's Networking Society

BIG PICTURES



Redbrick
DCU's Networking Society

Nice Typography




[FEATURES](#) [PRICING](#) [SIGN IN](#) [FREE TRIAL](#)

Learn HTML, CSS, iPhone apps & more

Learn how to build websites & apps, write code or start a business.

[Free trial](#)

[How it Works](#)



Learn at your pace

Learn from over 1000 videos created by our

Redbrick
DCU's Networking Society

Responsive Design

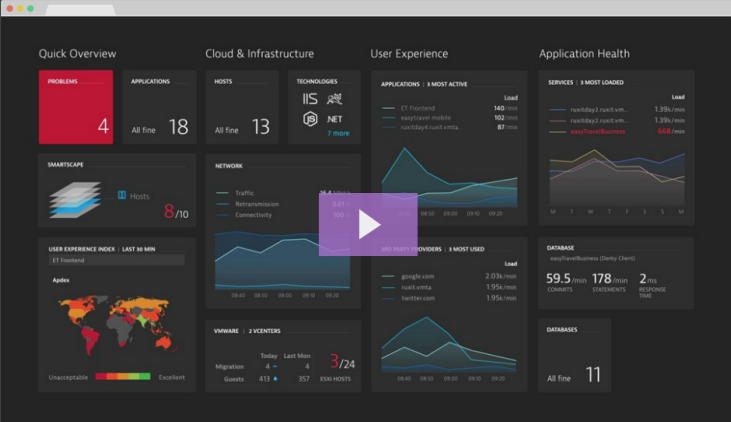
Explore Pricing Services Customers Blog Sign in Get started for free

Application monitoring without alerts

Ruxit learns your environment and analyzes anomalies so you don't have to. When something goes wrong, you get the solution not just an alert.

Your email address **GET STARTED NOW**
No credit card required

ruxit explained in under three minutes.



The dashboard is divided into several sections: **Quick Overview** (4 problems), **APPLICATIONS** (18 all fine), **HOSTS** (13 all fine), **TECHNOLOGIES** (IIS, NET, 7 more), **SMARTSCAPE** (8/10 hosts), **USER EXPERIENCE INDEX** (Last 10 min), **APPLIANCE** (World map), **NETWORK** (Traffic, Microtransaction, Connectivity), **APPLICATIONS | MOST ACTIVE** (Load graphs for ET Frontend, myapp@mobile, myapp@i.nash.com, myapp@i.nash.com), **SERVICES | MOST LOADED** (Load graphs for ET Frontend, myapp@mobile, myapp@i.nash.com), **DATABASE** (59.5m rows, 178 statements, 2ms response time), **DBASES** (11), and **VMWARE | VCENTERS** (3/24 migrations, 413 games, 307 ESX HOSTS).

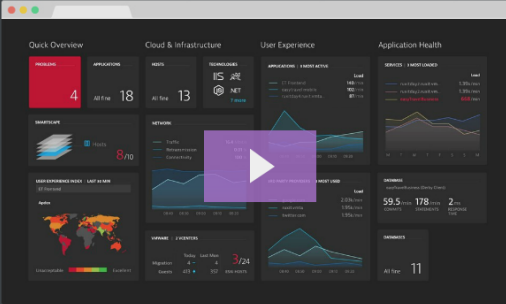
Get started for free

Application monitoring without alerts

Ruxit learns your environment and analyzes anomalies so you don't have to. When something goes wrong, you get the solution not just an alert.

Your email address **GET STARTED NOW**
No credit card required

ruxit explained in under three minutes.



The dashboard is divided into several sections: **Quick Overview** (4 problems), **APPLICATIONS** (18 all fine), **HOSTS** (13 all fine), **TECHNOLOGIES** (IIS, NET, 7 more), **SMARTSCAPE** (8/10 hosts), **USER EXPERIENCE INDEX** (Last 10 min), **APPLIANCE** (World map), **NETWORK** (Traffic, Microtransaction, Connectivity), **APPLICATIONS | MOST ACTIVE** (Load graphs for ET Frontend, myapp@mobile, myapp@i.nash.com, myapp@i.nash.com), **SERVICES | MOST LOADED** (Load graphs for ET Frontend, myapp@mobile, myapp@i.nash.com), **DATABASE** (59.5m rows, 178 statements, 2ms response time), **DBASES** (11), and **VMWARE | VCENTERS** (3/24 migrations, 413 games, 307 ESX HOSTS).

Interactive

tree

Apollo Lunar Module

9 meters
 9×10^0 meters

This thing weighs 15,000 kilograms! That's a lot! It also landed on the Moon. Its landing inspired the arcade game "Lunar Lander", which is not easy. When I play, I always run out of fuel!

Saguaro Cactus

Tyrannosaurus Rex

Wandering Albatross

Giant Earthworm

Japanese Spider Crab

Giraffe

Elephant

Bad Room

Could be a Bed-room

Badly Design

Bed Closet

Bed Hallway


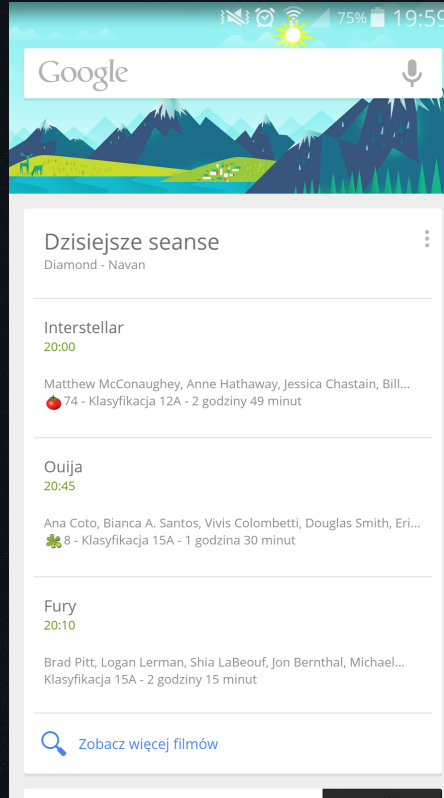
10^{1.0}

Copyright © 2012 Cary and Michael Huang (<http://htwins.net>)


Redbrick
DCU's Networking Society

The image shows a central white box with text and a small illustration of the Apollo Lunar Module. To the left is a large green tree. Below the tree is a green Saguaro Cactus. To the right of the tree are several smaller illustrations: a Wandering Albatross, a Tyrannosaurus Rex, a Giant Earthworm, a Japanese Spider Crab, a Giraffe, and an Elephant. At the bottom right, there is a blue floor plan diagram with rooms labeled 'Bad Room', 'Could be a Bed-room', 'Badly Design', 'Bed Closet', and 'Bed Hallway'. The number '10^{1.0}' is in the bottom right corner. The copyright notice is at the bottom left, and the Redbrick DCU's Networking Society logo is at the bottom right.

Personalised




Redbrick
DCU's Networking Society



Redbrick
DCU's Networking Society

Designing the Website


Final Effect:



Redbrick
DCU's Networking Society

Designing the Site

Create `index.html` in your text editor



Redbrick
DCU's Networking Society

Basic Template

```
<!DOCTYPE html>
<html>
  <head>
    <title>My Modern Site</title>
    <style>

    </style>
    <link href="//fonts.googleapis.com/css?family=Roboto:300,100"
rel="stylesheet">
  </head>
  <body>

  </body>
</html>
```

HTML

```
<body>
  <nav>
    <a href="#home">Home</a>
    <a href="#about">About</a>
    <a href="#cv">CV</a>
  </nav>
  <article class="page" id="home">
    <hgroup>
      <h1>Voy</h1>
      <h3>Wojtek Bednarzak</h3>
      <h4>Redbrick Webmaster</h4>
    </hgroup>
  </article>
```

HTML

```
<article class="page" id="about">
  <p>Here I am supposed to say how awesome I am</p>
</article>
<article class="page" id="video">
  <video controls width= 100% >
    <source src="//www.quirksmode.org/html5/videos/
      big_buck_bunny.mp4">
    <source src="//www.quirksmode.org/html5/videos/
      big_buck_bunny.webm >
  </video>
</article>
<article class="page" id="cv">
  <p>Yes I did everything I said here</p>
</article>
</body>
```

Styling

```
<style>
  body {
    border: 0;
    background-color: #041F17;
    background:      -moz-linear-gradient(top, #041F17 0%,
#2F4C29 100%);
    background:      -webkit-gradient(linear, left top, left bottom,
                                     color-stop(0%,#041F17),
                                     color-stop(100%, #2F4C29)
                                     );
    color: white;
    font: 300 1em 'Roboto';
  }
```

Styling

```
hgroup {  
    text-align: center;  
    margin: 15%;  
}  
hgroup h1 {  
    font: 100 10em 'Roboto';  
}  
h3, h4 {  
    font-weight: 100;  
}  
a  
    color inherit  
    text-decoration none
```

Styling

```
nav {  
    position: fixed;  
    top: 0;  
    left 0  
    width 100%  
    text-align center  
    font-size 2em  
    background-color #041F17  
    z-index 100  
}  
nav a {  
    margin: 5px;  
}
```

Styling

```
.page {  
    box-sizing: boundary-box;  
    display: block;  
    border-radius 5px  
    width 100%  
}  
.page:nth-child(3) {  
    margin-top: 60% !important;  
}  
.page:last-child  
    margin-bottom 30% !important
```


Styling

```
.page:not(#home) {  
    background-color: rgba(255,255,255,0.1);  
    padding: 5% 10%;  
    margin 50% 20%  
    width 60%  
}  
#home {  
    position: absolute;  
    top 0  
    left 0  
}  
style
```

Uploading to WebSpace

Open up the FTP Client

Login to

Host: *sftp://redbrick.dcu.ie*


User: *RedbrickUsername*

Pass: *RedbrickPassword*

Port: *22*

Navigate to *public_html/*

Drag and drop your file to upload or select from the filesystem



Redbrick
DCU's Networking Society

Give Yourself Permission


SSH into the Redbrick (<http://rzft.co/Ulvot>)

In your home directory (~) enter the following commands:

```
chmod 711 public_html
```

```
chmod 644 public_html/index.html
```

Visit your site: <http://redbrick.dcu.ie/~username>



Redbrick
DCU's Networking Society

Additional Links

rzft.co/WTwnd


rzft.co/b0hPM

rzft.co/rGy5d

rzft.co/tjWV3

rzft.co/SDvun

- All HTML5 Tags
- CSS3 Tags
- Finished Website
- Scale of the Universe (2)
- Chrome Experiments (WebGL Showcase)



Redbrick
DCU's Networking Society